



Spark Good Onboarding

November 2024

AGENDA

1. **Walmart Spark Good & Deed Partnership**
2. **Onboarding: How to get started with Spark Good?**
 - **3 Steps to get started on Walmart.com**
 - **6 Steps to complete Deed verification & onboarding**
3. **What's new in your Spark Good & Deed accounts?**
4. **Troubleshooting**
5. **Resources to explore**



Walmart Spark Good & Deed Partnership

Our philanthropy focus on the following

Today, we will discuss Spark Good programs that provide local community support.
Learn more about other focus areas at www.walmart.org

Diversity, Equity & Inclusion



Creating Opportunity

Economic Opportunity in Retail



Advancing Sustainability

Climate

Nature

Waste

People in Supply Chains



Strengthening Community

Local Community Support

Healthier Food for All

Disaster Relief/Preparedness

Inclusive Communities



Center for Racial Equity

Finance

Health

Education

Criminal Justice

Spark Good programs strive to spark collective action and have big impact in support of local communities

Spark Good brings together Walmart and Sam's Club's community giving programs under one umbrella and puts customers and associates in the driver's seat, making it easier to give to the causes they care about

Local Organization Engagement

The Walmart.com Spark Good account provides a full suite of charitable resources together in one place.



Customer Engagement

Connect customers with opportunities to support local causes



Round Up Registry

Facility Engagement

Raise awareness & provide charitable donations to local organizations



Local Community Grants Storefront Request

Associate Engagement

Empower associates to support causes that are meaningful to them



Associate Giving Associate Volunteerism

Partnership with Deed

Walmart Spark Good is excited to partner with Deed for organization verification and associate giving and volunteerism!

1

Organization and User Verification Provider

Deed verifies organizations participating in Walmart Spark Good programs.



2

Associate Giving & Volunteerism Platform

Walmart and Sam's Club associates can volunteer and give to organizations they care about through the Spark Good associate platform.

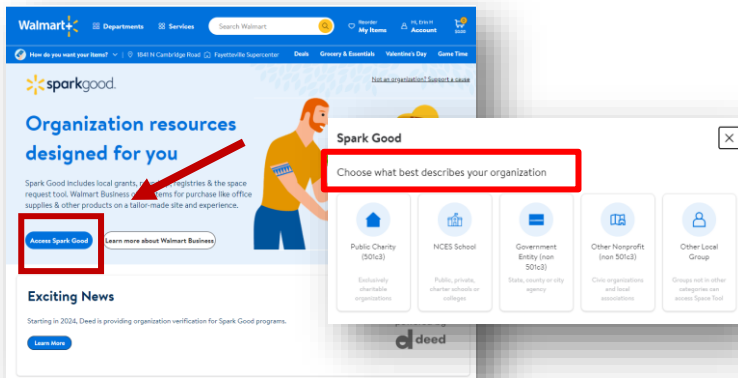
Important: As of Feb 1, Walmart no longer leverages FrontDoor for organization verification and for associate giving and volunteerism. **Spark Good local grants re-opened August 6th** and can be accessed from your Spark Good account on Walmart.com/nonprofits.

The background is a solid blue color with a pattern of white, semi-transparent abstract shapes. These shapes include elongated teardrop-like forms and starburst patterns with several radiating lines. A solid yellow horizontal bar is located at the bottom of the image.

Onboarding

3 steps to get started with Spark Good

Step 1



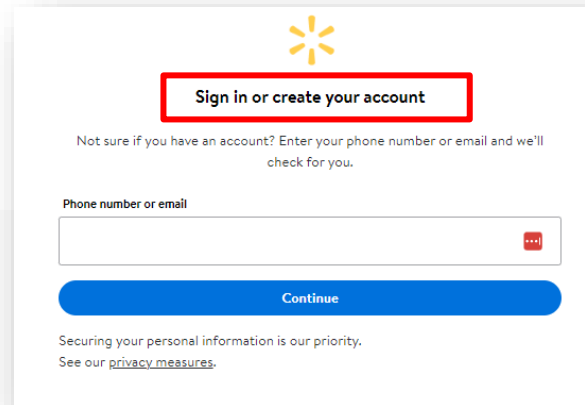
Create a **Spark Good account** at Walmart.com/nonprofits

Click “**Access Spark Good**”

Select your **entity type**.

- **Public Charity (501c3)** – e.g. NWA Food Bank
- **NCES School** – Public, private schools will have a NCES School ID.
- **Government Entity (non 501c3)** – State, count or city agency (e.g. Sheriff Dept, Fire Dept)
- **Other Nonprofits** – Civic orgs or local associates (501c6, 50c9 organizations)
- **Other Local Group** – Groups not on the IRS Business List.

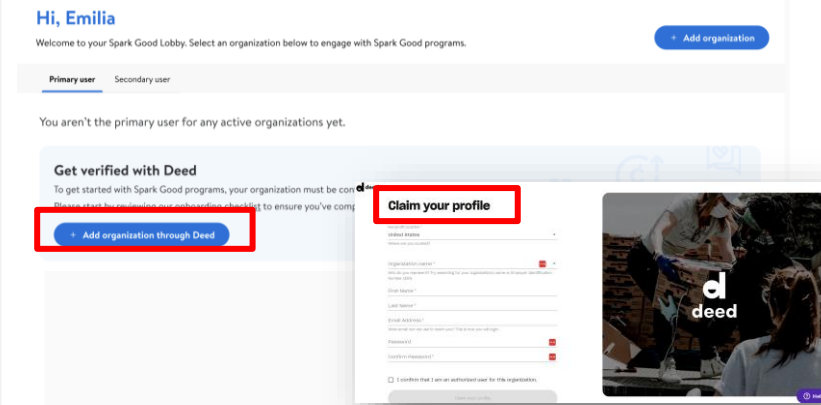
Step 2



Sign in or create your **Walmart.com account**.

***Make sure you log in using your organizational email address.**

Step 3



Click “**Add Organization**”

It will take you to Deed to claim your organization.

It will take you to Deed to claim

Claim your profile.

The person claiming your organization’s account should have access to your PayPal Business Account/PayPal Charity Fund credentials.

Claim your Deed account

Claim your profile

Type your organization name, EIN or NCES ID in “Organization name” field

- Click on the name & location and create your account

If your organization does not show up in the search results, click “Can’t find your organization”

If you are a chapter, please contact your headquarters

Can’t find your organization?

Only use this flow if you cannot find your organization in the search results

Select your entity type and provide requested information to create your account

Document requirements by entity type

PUBLIC CHARITIES

1. PayPal Giving Fund credentials
2. Official IRS documentation such as a determination letter or government letter
3. Organization information

NCES SCHOOLS

1. PayPal Business credentials (Optional)
2. Role within school
3. Cancelled bank check or bank letter dated within the last 2 years

GOVERNMENT ENTITIES

1. 4076c or document that your department is recognized by your local government
2. Role within organization
3. Cancelled bank check or bank letter dated within the last 2 years

OTHER NONPROFITS

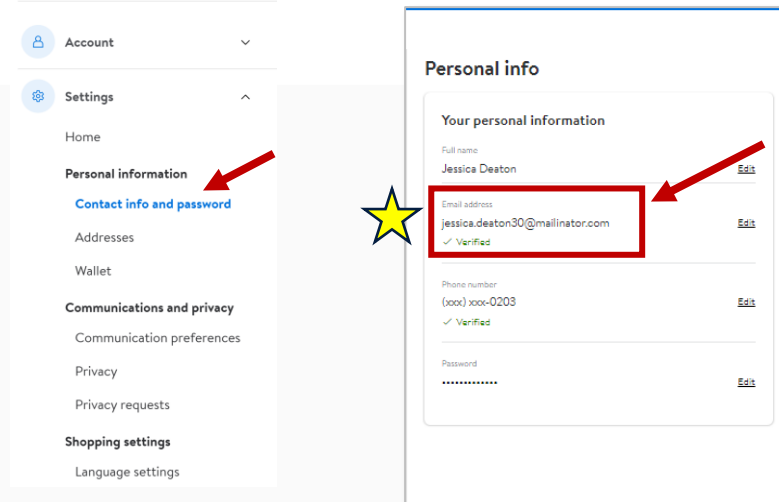
1. PayPal business credentials
2. IRS determination letter

Your email is what connects your Spark Good and Deed accounts

If your Spark Good lobby does not look like you anticipated:

- **Accounts need to sync:** wait 24 hours after completing onboarding for accounts to sync
- **Emails are not matching:** check the email you are logged into for Walmart and Deed

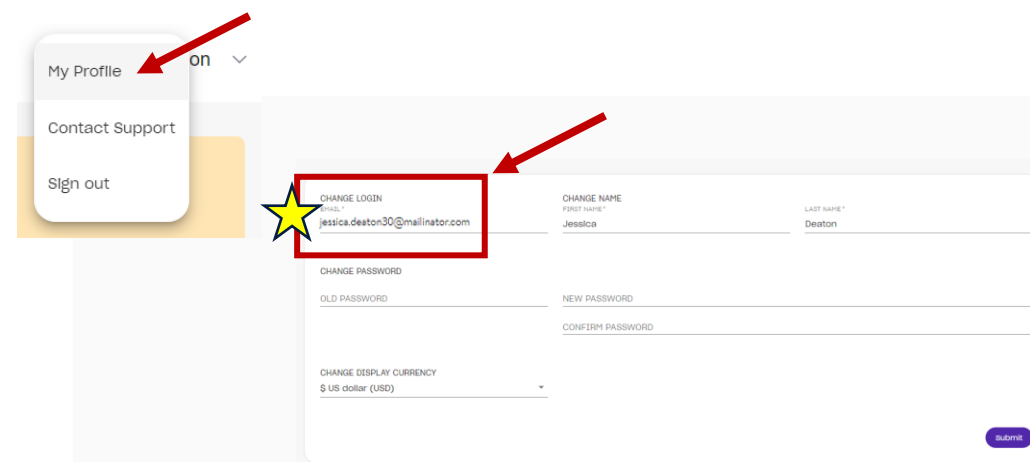
SPARK GOOD



How to check your Walmart.com email

Account > Settings > Personal Information > Contact info and Password

DEED



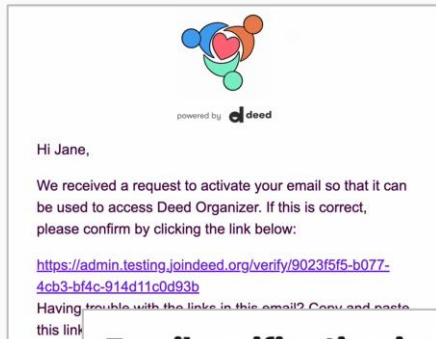
How to check your Deed email

Click on your name in the upper right hand corner > My Profile

FAKE EMAIL ADDRESS – DO NOT EMAIL

Primary contact must complete Deed Onboarding

Step 1: Email verification

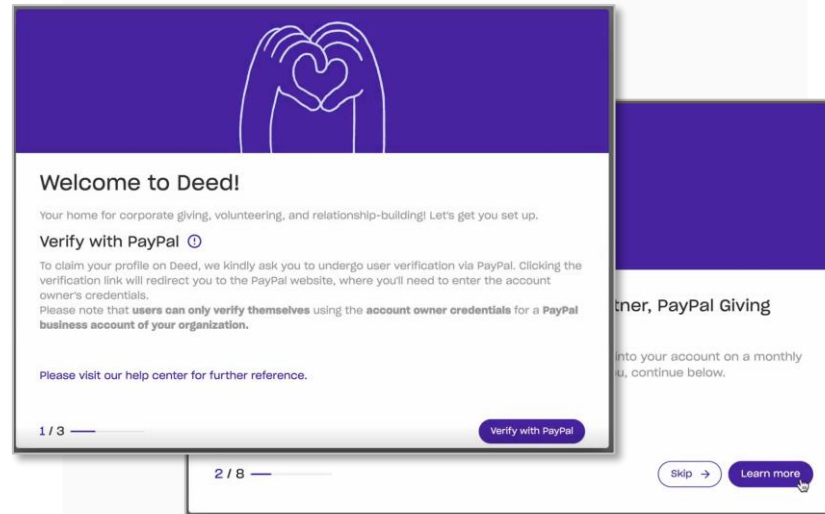


Email verification is complete!

You can now log into your account [here](#).

All users will need to **complete email verification** using a link that is emailed directly to the user that was added

Step 2: User & org verification

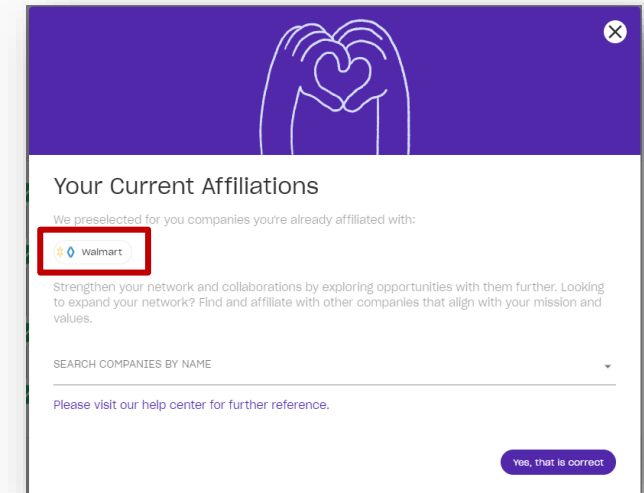


Reference onboarding checklist for requirements

Walmart.org/sparkgood >
Spark Good Tools & Resources >
Checklists



Step 3: Affiliation to Walmart



Being **affiliated with Walmart** syncs your Deed and Spark Good profiles.

Walmart is pre-selected.

Primary contact must complete Deed Onboarding

Step 4: Organization Information

Please provide more information

Please upload your IRS determination letter *

Drag and drop or click here to upload

State of Nonprofit Incorporation *

Geographical areas impacted *

Please indicate the locations where your organization operates (ex:)

Board Members *

Please type in a board member's name and click 'Add' to add them

Please provide more information

Mission Statement *

Providing services for those with intellectual and developmental disabilities
What is the mission of your company?

Which categories best describe your organization? (select up to 15) *

Advocacy, Arts, Category Test, Children, Disabilities, Disaster Recovery, Education, Employment, Environment, Food Access, Health, Homelessness, LGBT, Mental Health, Nonprofit, Public, Services, Sports & Recreation, Sustainability, Veterans, Women, Youth, Youth

Which SDGs best describe your organization? (select up to 15) *

Gender Equality, Clean Water and Sanitation, Affordable and Clean Energy, Decent Work and Economic Growth, Industry, Innovation, and Infrastructure, Reduced Inequalities, Sustainable Cities and Communities, Responsible Consumption and Production, Climate Action

- When prompted, upload required documentation.
- Enter or update your mission statement
- Select categories that best describe your organization

Step 5: Contact Information

Please provide contact information

nonprofit email
elaine.drogoski@heartandservices.org, testing.jdoe@sparkgood.com

nonprofit phone number
+1 (865) 453-3254

Contact salutation *
Please select an option or type to add a new one and press Enter

Contact first name *

Contact last name *

Contact address *

Please provide more information

You currently have a logo.
If you'd like to replace it, please upload the new one here. *

Drag and drop or click here to upload

Upload an image of your organization's logo. Please save the image to transparent and in PNG format.

Facebook
facebook page URL

Twitter (formerly Twitter)
twitter handle page URL

Instagram
instagram page URL

Provide organization contact information, logo and social media handles that will show up across Spark Good

Step 6: CONGRATULATIONS!!!

Congratulations! Onboarding Successfully Completed!

Choose one for now. You can learn more about all of these on the 'Manage Deeds' tab, which will be on the left sidebar on the platform. Creating 'deeds' -- our catch-all term for volunteer events, projects, and fundraisers -- is the best way to get our companies' attention. Can't wait to see you on the platform!

Organize a volunteer opportunity!

Recruit skills-based volunteers for a longer-term project!

Start a fundraiser to raise funds for an inspiring initiative!

In partnership with Jane Doe

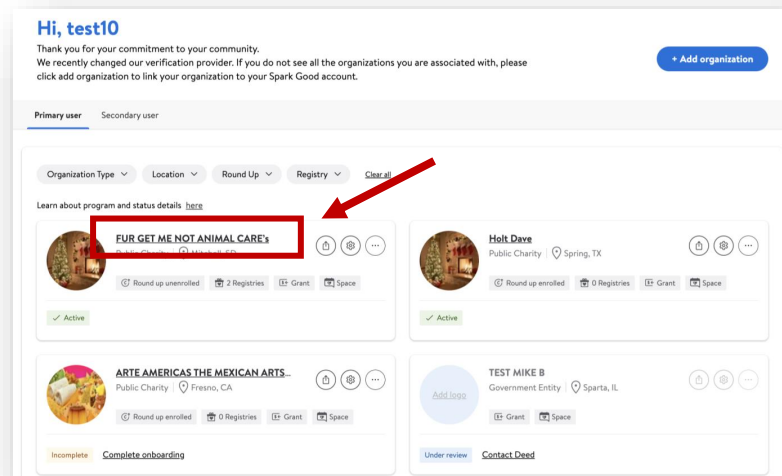
You are verified and your profile is complete!! You can now review your profile under Settings and add/edit users. Use the Walmart logo to go back to your Spark Good Account!

Please wait 24 hours for data to sync with Walmart.com.nonprofits

Engage with Spark Good programs

Once verification and onboarding is complete in Deed, log into your Spark Good account on Walmart.com/nonprofits. Please wait 24 hours for your data to sync.

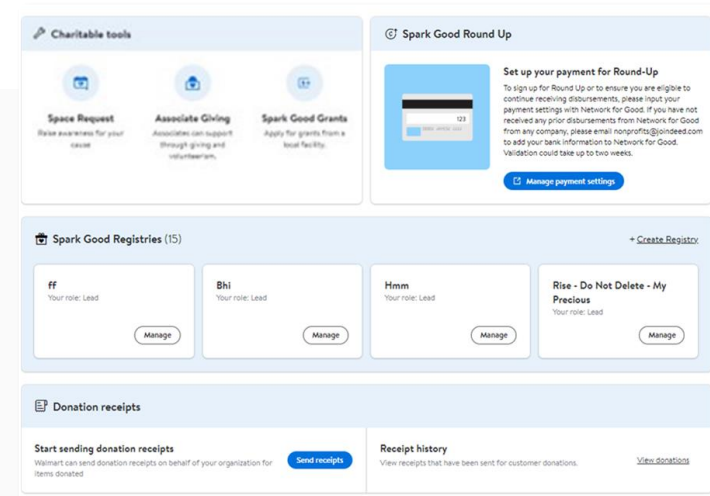
Spark Good Account: Organization Lobby



The lobby displays all the organizations your email is connected to in Deed.

To access Spark Good programs, click the name of the organization you are engaging with.

Spark Good Account: Program Dashboard



You can access all the Spark Good programs your organization is eligible for.



Spark Good & Deed accounts



New look in your Spark Good account



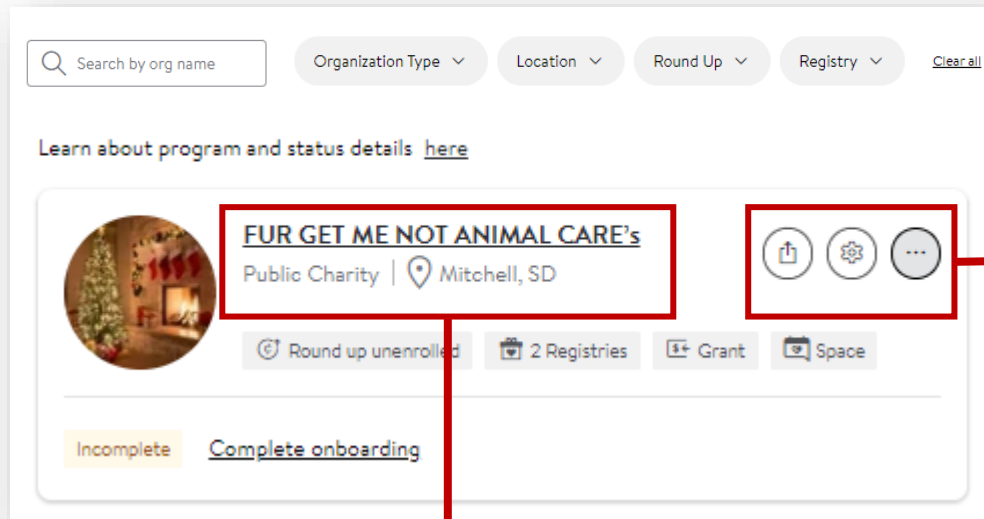
On August 6, we added updates to clearly display your organization verification status and program eligibility.

Features of your Spark Good account

The screenshot shows a user interface for a Spark Good account. At the top, it says "Hi, test10" and "Thank you for your commitment to your community." Below this is a search bar and several filter buttons: "Organization Type", "Location", "Round Up", and "Registry". There are also buttons for "Add organization" and "View in table". The main area displays a grid of organization cards. Each card shows the organization's name, type, location, and status. Callouts 1-6 highlight specific features: 1. Status (Active/Incomplete/Under review), 2. Grid or table view, 3. Logo, 4. Program eligibility (visibility to programs), 5. Quick links (access settings and share profile), and 6. Search (filter organizations).

1. **Status:** Active, Incomplete, Under Review, Inactive
2. **Grid or table view:** choose view of organizations that your email is connected to which includes the **organization type** and **location**
3. **Logo:** upload a logo
4. **Program eligibility:** visibility to the programs your org is eligible to participate with
5. **Quick links:** access settings and share your profile
6. **Search:** filter organizations

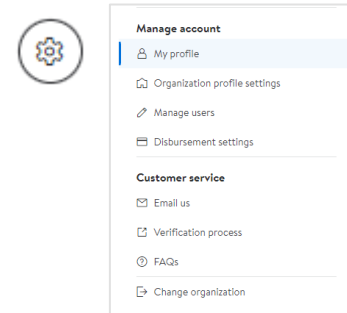
Quick links on Spark Good lobby



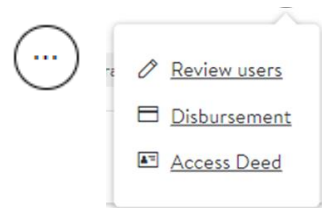
Click the organization name to get to the Spark Good dashboard

If you have more than 1 organization or chapter, you can easily see the organization type and location.

Share your public profile if you are enrolled in Round up



Access your Spark Good account settings




Quick links


- Review current **users** that have access to your Spark Good account
- **Disbursement** status for Grants, Associate Giving and Round up
- Go to **Deed** to access settings

Filter and search

Organization Type ▾ Location ▾ Round Up ▾ Registry ▾ [Clear all](#)

Learn about program and status details [here](#)



FUR GET ME NOT ANIMAL CARE's
Public Charity |  Mitchell, SD

[Round up unenrolled](#) [2 Registries](#) [Grant](#) [Space](#)

Incomplete [Complete onboarding](#)

- Search by organization name
- Filter by
 - Organization type
 - Location
 - Engagement in Round up or Registry

Filtering organizations

NCES School
 Public Charity
 Government Entity
 Other Nonprofit
 All

[View results](#)

Location or Zip code

[Clear](#)

[View results](#)

Round up and Registry for Public Charities & NCES schools

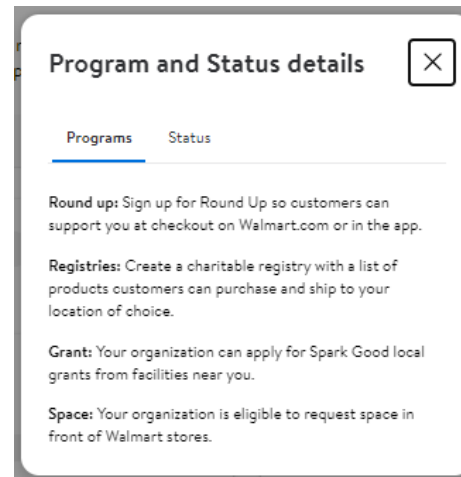
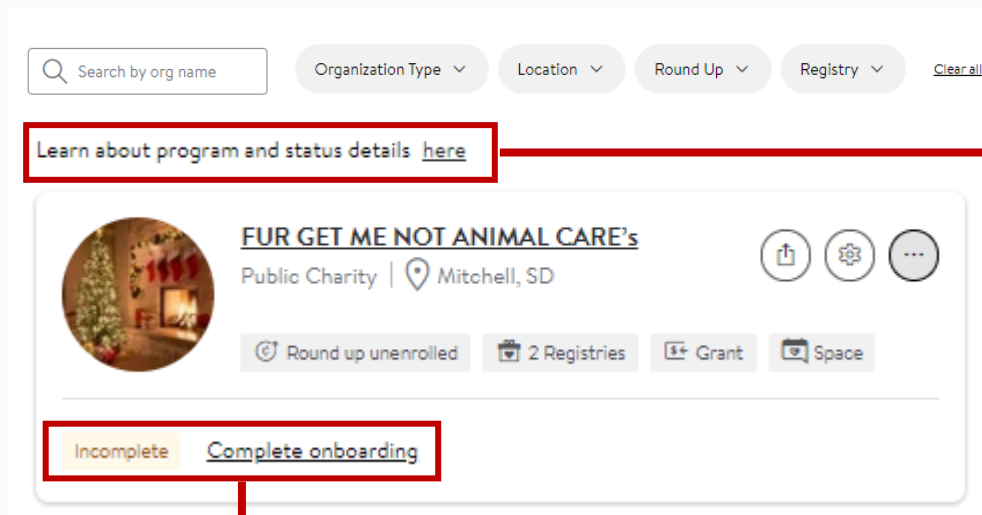
Enrolled
 Not Enrolled
 All

[View results](#)

Has Registries
 No Registry
 All

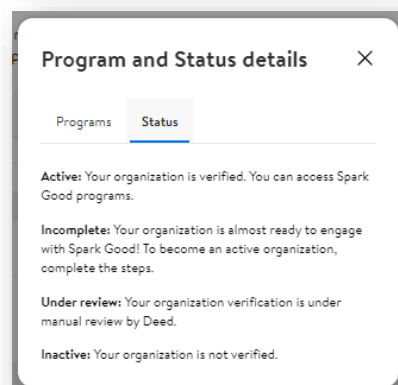
[View results](#)

Status and program details



To learn more about the Status of your organization and spark Good programs, click “here.”

Your onboarding and verification status with Deed will be displayed at the bottom of each organization tile.



- **Active** organizations have full access to the programs they are eligible for. See Walmart.org/sparkgood for eligibility criteria by organization type
- Reach out to Deed for **Under Review** and **Inactive**. nonprofits@joindeed.com
- **Incomplete** statuses require action from the organization. Either finish onboarding and verification or complete user verification

Deed's Onboarding Progress Tracker

In partnership with Walmart

Primary Admin View

Organization Onboarding Completed

Congratulations! Your organization has successfully completed the onboarding process. You're now fully equipped to maximize the benefits of our platform. Welcome to the community!

- This organization has a Verified Owner
Securing Your Organization with Verified Ownership [View](#)
- You're all set! We disburse donations to you through our partner, PayPal Giving Fund. Since you're enrolled with PPGF, you will receive donations directly into your account on a monthly basis. To learn more about PPGF and how money is disbursed to you, continue below. [View](#)
- Company Affiliation
Unlock Opportunities with Company Partnerships [View](#)
- Verify your Organization's Information
Building a Comprehensive Profile for Enhanced Engagement [View](#)

Primary users can see the status of the verification process for their organization

Make sure each step has a green checkmark. Any missing checkmark needs to be completed.

Fully verified: "Organization Onboarding Complete"

Not fully verified: "Organization Onboarding in Progress"

Secondary Organizer View

Organization Onboarding In Progress

Complete Onboarding to Maximize Your Nonprofit's Profile and Access to Opportunities from Company Partnerships!

- 1** This organization needs a Verified Owner
Securing Your Organization with Verified Ownership [Finalize](#)
- Company Affiliation: This step is available just for Admins
- Verify your Organization's Information: This step is available just for Admins

Secondary users can see the status of the verification process for their organization (view only)

Any missing step needs to be completed by the admin.

If you are missing an admin, you can update a user from this page under step #1 or on the verification tab.


The background is a solid blue color with a pattern of white, semi-transparent abstract shapes. These shapes include elongated teardrop-like forms and starburst patterns with several radiating lines. At the bottom of the image, there is a solid yellow horizontal bar.

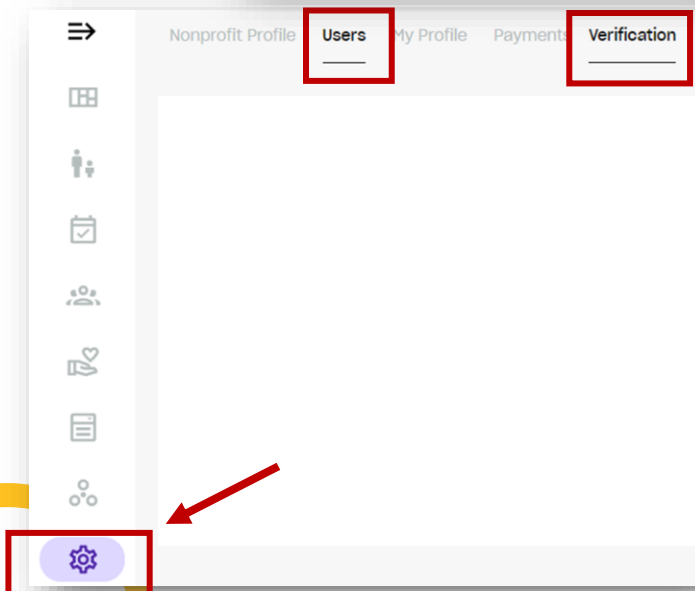
Common Issues

Organizations need at least one Owner Admin

If one of the scenarios below apply to your organization, follow the steps to add an Owner Admin.

- **Missing verified owner:** follow instructions on banner in Deed
- **Missing Admin:** follow instructions on banner in Deed to promote a user
- **Admin has left the organization:** promote an existing user to admin

 Your organization is missing a verified owner. Owner verification is the process of having an admin enter the organization's PayPal credentials in Deed. To complete owner verification, click "verify with PayPal". Failure to complete owner verification will result in all current [Verify with PayPal](#) users becoming blocked. This will affect your organization's access to Spark Good programs until owner verification is complete.



How does an Admin become verified?

- **Public charities & Other nonprofits:**
 - Admins enter PayPal credentials on verification tab
- **NCES schools & Government Entities:**
 - Upload requested documentation from onboarding tracker (Role & Cancelled check/ Bank Letter)

If your admin has left the company, existing users can promote their role (from an Organizer to Admin). In Deed, click the verification tab under Settings and follow instructions.

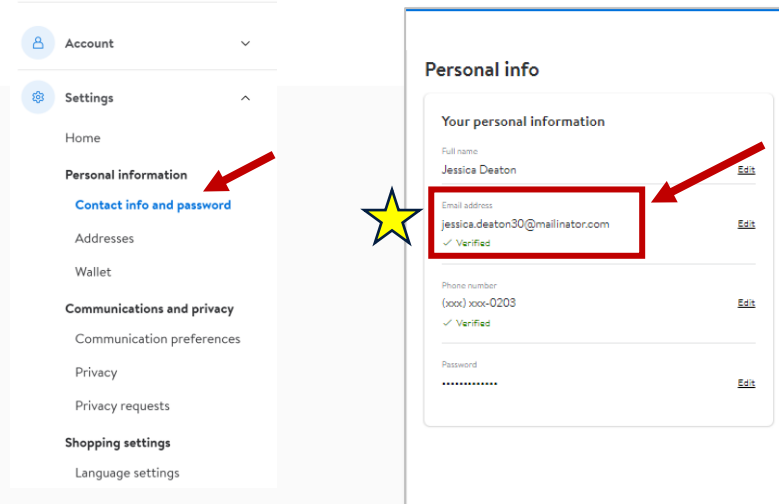
- If the current users listed cannot complete verification and you need to add a user, email nonprofits@joindeed.com to have an admin added to your account including your Org name, EIN and primary contact information

If your Spark Good lobby does not look like you anticipated:

- **Accounts need to sync:** wait 24 hours after completing onboarding in Deed for accounts to sync
- **Emails are not matching:** check the email you are logged into for Walmart and Deed

Important: Your email is what connects your Spark Good and Deed accounts. Make sure you are logged in with the right email address.

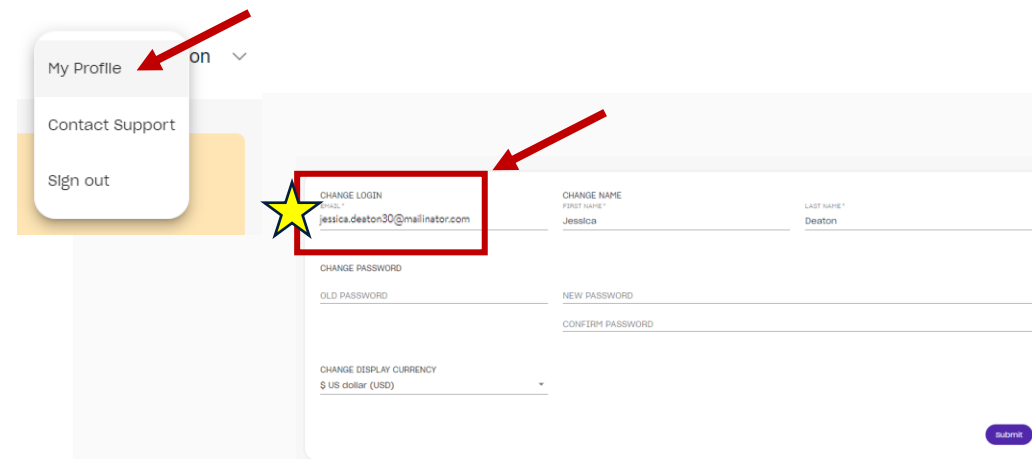
SPARK GOOD



How to check your Walmart.com email

Account > Settings > Personal Information > Contact info and Password

DEED



How to check your Deed email

Click on your name in the upper right hand corner > My Profile



Resources

View these onboarding checklists under Spark Good Tools & Resources

Access helpful resources about Spark Good programs at www.walmart.org/sparkgood

Onboarding Checklist

Checklist on how to get started with Walmart Spark Good Programs

This checklist is applicable for 501c3 Public Charities, NCES Schools, Government Entities and Other Nonprofits.

Scenario: You are an organization that is ready to engage with Walmart Spark Good giving programs for the first time!

Step 1: Set up your Spark Good Portal Account

- Start at Walmart.com/nonprofits. Click "Access Spark Good" and select your entity type.
- Create your Walmart.com account.
 - Use an email assigned by the organization instead of your personal email.
 - Note: This same email address needs to match when you set up your Deed account in Step 3.*

Step 2: Connect your organization to your Walmart Spark Good Portal Account

- To connect your organization to your portal account from the organization list page (lobby), click "Add organization" to claim your profile and complete your verification with Deed who authenticates your organization and users.
- If you have multiple locations, you will be able to create chapter accounts. Read [here](#) to learn more.

Step 3: Claim your profile and create a Deed account

- To complete the verification process, the **Owner | Primary User** will need:

501c3 Public Charity	NCES School	Government Entity	Other Nonprofits
<ul style="list-style-type: none"> PayPal Giving Fund account 	<ul style="list-style-type: none"> PayPal Business account Network for Good account 	<ul style="list-style-type: none"> PayPal Business account 	<ul style="list-style-type: none"> PayPal Business account

 - Official IRS documentation such as IRS determination letter and government letters
 - Organizational information (mission statement, board members, contact information and website)

How do I know if I've completed all the steps?

- Click through every Deed pop-up and provide all the information needed in each pop-up.
- Under "Settings", check the "Payments" tab and make sure that PayPal/Network for Good is setup.
- Under "Companies", check that your organization is affiliated with Walmart.
- Review users in Deed under Settings > Users to make sure that they have appropriate access to Walmart Spark Good.
 - Owner | Admin → Primary Users in Spark Good
 - Organizers and Ambassadors → Secondary Users in Spark Good

Step 4: Return to Walmart Spark Good Account

- Click "In Partnership with Walmart" logo at the top of the screen to return to Walmart Spark Good Portal account to start engaging with Spark Good programs.

Step 5: Engage with Spark Good programs on your Spark Good Account

- From your Walmart.com/nonprofits portal account, click your organization name to enter your program dashboard to account.

Public Charity Checklist



NCES School Checklist



Government Entity Checklist



Other Nonprofit Checklist



Spark Good program guidelines

✓ walmart.org/sparkgood

Spark Good customer discovery

✓ walmart.com/sparkgood

Organization Type Guides

📈 [501c3 Program Eligibility Guide](#)

📅 [NCES School Program Eligibility Guide](#)

📅 [Government Entity Program Eligibility Guide](#)

🏠 [Other Nonprofits Program Eligibility Guide](#)

Other Resources

✓ [Frequently Asked Questions](#)

📣 [Promotional Tools](#)



Need Support?

nonprofits@joindeed.com

walmart.com/nonprofits

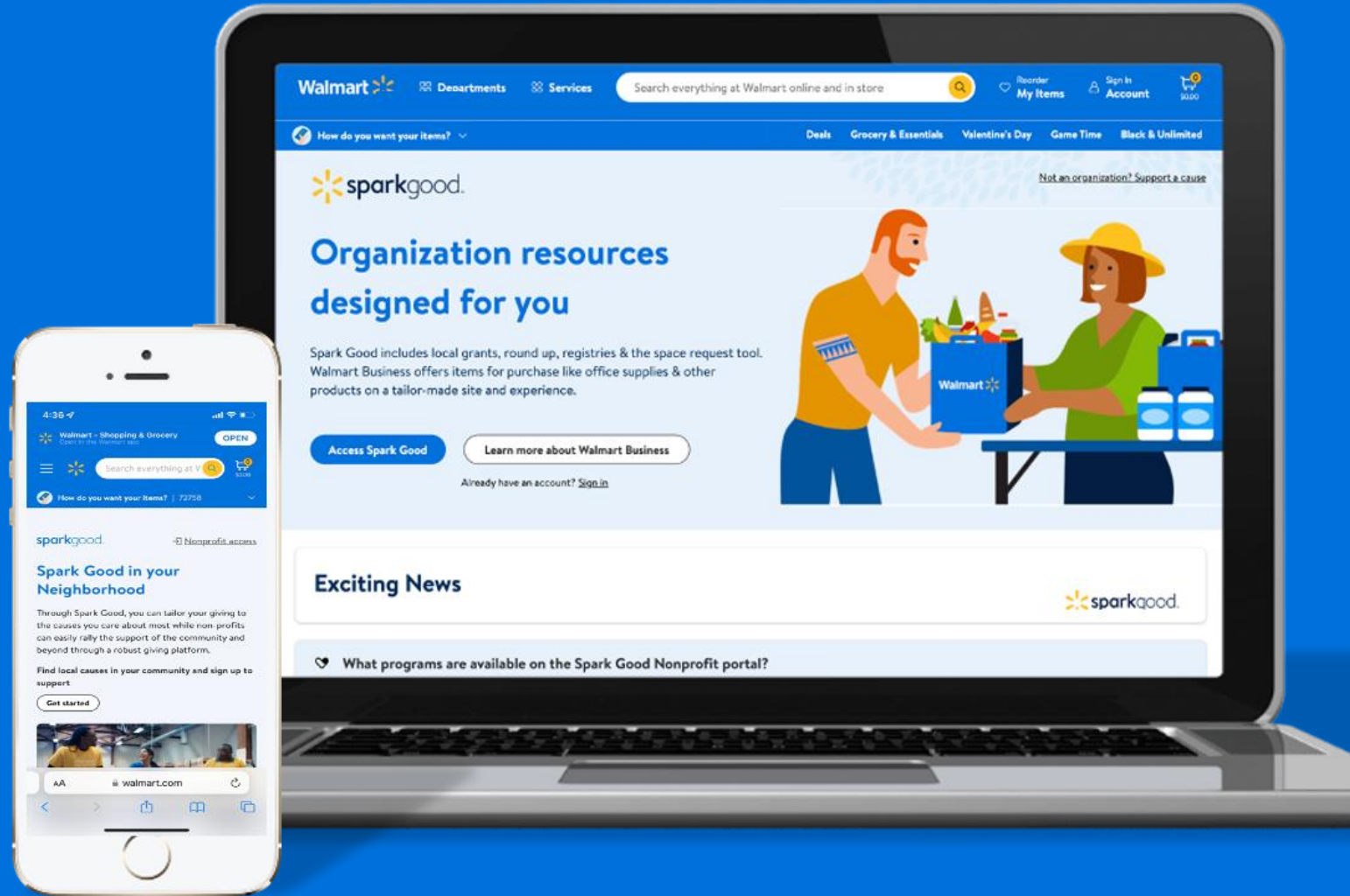
walmart.com/sparkgood

Social Tags

X: [@Walmartorg](https://twitter.com/Walmartorg)

Facebook: [@Walmart](https://www.facebook.com/Walmart)

LinkedIn: [@Walmart](https://www.linkedin.com/company/Walmart)

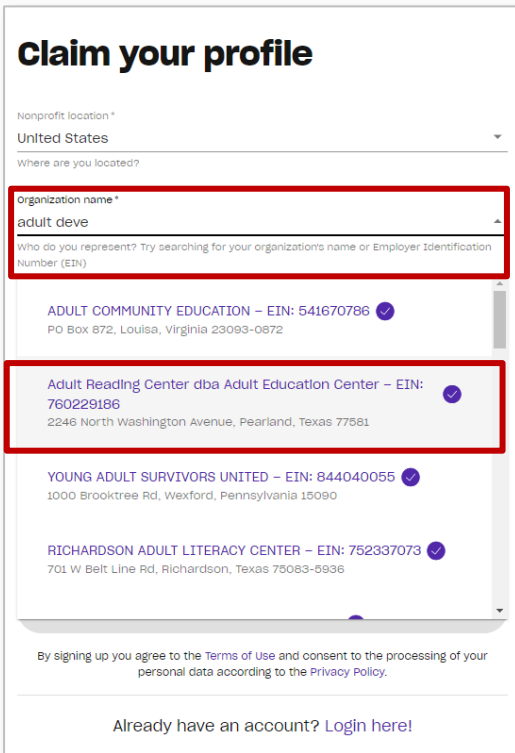




Deed Account Resources

Claim your Deed profile – Public Charities & Other Nonprofits

For Public Charities and Other Nonprofits



Claim your profile

Nonprofit location *
United States

Where are you located?

organization name *
adult deve

Who do you represent? Try searching for your organization's name or Employer Identification Number (EIN)

ADULT COMMUNITY EDUCATION – EIN: 541670786 ✓
PO Box 872, Louisa, Virginia 23093-0872

Adult Reading Center dba Adult Education Center – EIN: 760229186 ✓
2246 North Washington Avenue, Pearland, Texas 77581

YOUNG ADULT SURVIVORS UNITED – EIN: 844040055 ✓
1000 Brooktree Rd, Wexford, Pennsylvania 15090

RICHARDSON ADULT LITERACY CENTER – EIN: 752337073 ✓
701 W Belt Line Rd, Richardson, Texas 75083-5936

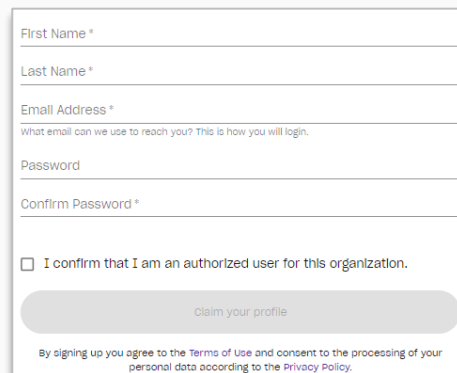
By signing up you agree to the [Terms of Use](#) and consent to the processing of your personal data according to the [Privacy Policy](#).

[Already have an account? Login here!](#)

Claim your profile.

*In the field “**Organization name**” start typing your organization legal name or EIN.*

Select the organization you want to claim. Start the onboarding and verification process.



First Name *

Last Name *

Email Address *
What email can we use to reach you? This is how you will login.

Password

Confirm Password *

I confirm that I am an authorized user for this organization.

Claim your profile

By signing up you agree to the [Terms of Use](#) and consent to the processing of your personal data according to the [Privacy Policy](#).

Documentation/information needed for onboarding:

- Organization and user verification
 - PayPal credentials
 - Public Charity: PayPal Giving Fund
 - Other Nonprofit: PayPal Business Account
 - Official IRS documentation
- Organization information
 - Mission statement
 - Board members
 - Contact Information
 - Websites

Claim your Deed profile – NCES School

For NCES schools

Claim your profile

1

Organization name *

city

City Net (City Net) – EIN: 571162424 ✓
4508 Atlantic Avenue Suite 280, Long Beach, California 90807

CITY OF COOPER CITY – EIN: 596032417
9090 SW 50TH PLACE, COOPER CITY, Florida 33328

City of Pine City – EIN: 416005456 ✓
1015 Hillside Ave SW Ste. 2, Pine City, Minnesota 55063-2147

City of Lake City – EIN: 576001061 ✓
PO Box 1329, Lake City, South Carolina 29560-1329

City Fruit (City Fruit) – EIN: 800579830 ✓
3417 Evanston Ave N, #210, Seattle, Washington 98103

[Can't find your organization?](#)

2

Welcome to Deed!

Your home for corporate giving, volunteering, and relationship-building! Let's get you set up starting with user verification.

User Verification with PayPal ⓘ

To claim your nonprofit profile on Deed, you will need to complete user verification via PayPal. Click **Verify by PayPal** to go to the PayPal website, where you will enter your username and password. If you do not have a PayPal account, create one at [PayPal.com](#). Note that the organization name in the PayPal account and the organization name on Deed must be the same.

1 / 7 —

[Skip](#) → [I cannot verify with PayPal](#) [Verify with PayPal](#)

1. Search for your school

- *If you are registered with the NCES, your school should be listed.*

2. Complete user verification – Verify your user relationship to the school

3. Add organization information

Once you select your school, upload requested Documentation & information:

- Organization verification
 - NCES ID
 - Organization Legal Name
- User verification (Two options)
 - Name, email & role of primary contact
 - PayPal Business credentials OR cancelled check or bank letter
- Organization information
 - Mission statement, Contact Information, websites

Claim your Deed profile – Government Entities

For Government Entities

1 Claim your profile

Nonprofit location *
United States

Organization name *
city

City Net (City Net) - EIN: 57162424
4508 Atlantic Avenue Suite 282, Long Beach, California 90807

CITY OF COOPER CITY - EIN: 696032417
9090 SW 50TH PLACE, COOPER CITY, Florida 33328

City of Pine City - EIN: 416005456
2035 Hillside Ave SW Ste. 2, Pine City, Minnesota 55063-2147

City of Lake City - EIN: 576001061
PO Box 1328, Lake City, South Carolina 29560-1328

City Fruit (City Fruit) - EIN: 800579830
3417 Evanston Ave N, #210, Seattle, Washington 98103

[Can't find your organization?](#)

2

Welcome to Deed!

To get verified, please upload your 4076c Governmental Information Letter.

Drag and drop or click here to upload

If your organization is a department of the legal entity listed above, please also provide a letter of association

Drag and drop or click here to upload

Please visit our [help center](#) for further reference.

1 / 2 Confirm

3

Verify Organization Ownership

To manually verify ownership, please upload an image of a canceled check or a bank letter from your organization.

Drag and drop or click here to upload

Screenshot 2024-09-18 at 4.48.17 PM.png Delete

Role *
test

What is your title/role at this company/organization?

4

Government Entity Warning

A government entity with this EIN is already registered in our system. You can claim or request access to the existing profile by clicking on the organization name below:

HORRY COUNTY GOVERNMENT

If you believe this is a different entity, you may proceed with creating a new profile. Please verify the information carefully to avoid duplication.

Proceed with Profile Creation for "test"

1. Search for organization.
2. Upload your 4076C Government Information letter
3. Verify your user relationship to the organization
4. If another department has created an account with Deed, it will notify you if you are trying to set up the same account or for a different department.

- *Departments within the city can have separate accounts*

Upload requested Documentation & information:

- Organization verification
 - EIN /Tax ID
 - Organization Legal Name
 - 4076c Government letter
 - State of Local Government letter of association for depts.
- User verification
 - Name, email & role of primary contact
 - Cancelled check or bank letter
- Organization information
 - Mission statement, Board members, Contact Information, websites

Claim your Deed profile – If you can't find your organization in search

For Government Entities

1 Claim your profile

Nonprofit location *

United States

Organization name *

city

City Net (City Net) - EIN: 57162424
4508 Atlantic Avenue Suite 292, Long Beach, California 90807

CITY OF COOPER CITY - EIN: 596032417
9090 SW 50TH PLACE, COOPER CITY, Florida 33328

City of Pine City - EIN: 418005456
1015 Hillside Ave SW Ste. 2, Pine City, Minnesota 55063-2147

City of Lake City - EIN: 576001061
PO Box 1329, Lake City, South Carolina 29560-1329

City Fruit (City Fruit) - EIN: 800579830

[Can't find your organization?](#)

2

What type of entity is your organization?

- Are you a Chapter or fiscal sponsor of a 501(c)(3) charitable organization?
Identify if your organization operates as a local chapter of a larger nonprofit. →
- Are you a 501(c)(3) charitable organization?
Registered 501c3 organizations with IRS tax-exempt status. →
- Are you a Government entity that is not a 501(c)(3) charitable organization?
Non-501c3 entities representing federal, state, or local government. →
- Are you a School that is not a 501(c)(3) charitable organization?
Public, private, charter schools or colleges. →
- Are you an international organization outside of the US? →
- Are you a Other Nonprofit Membership Organization (501(c)(4), 501(c)(6), or 501(c)(19) nonprofit organization)?
Organizations with an EIN but without Tax-Exempt Status. →

← Claim your profile > Entity type

1. Organizations that can't find themselves in search can now click “Can't find your organization?”
2. Select your entity type.
3. Depending on what you selected, you will be guided through the process to help you with onboarding.